

## PIAZZO 3 DUO TILT

RECESSED TWIN HEAD TILT  
DOWNLIGHT LUMINAIRE



- Compatible with MR16, 35 and 50 series LED modules
- Colour temperature options: 2700K, 3000K, 4000K, 5000K, tuneWHITE™, WARM DIM
- Colour rendering index: 85 or 95
- Up to 50,000 hours L80 lamp life with LM80 tested LED chip packages
- Beam pattern options: 10°, 15°, 20°, 35°, 60° (depending on LED module)
- Luminous flux: 620lm to 3200lm (depending on LED module)
- Supplied with non-dimmable or phase/0-10V/DALI dimmable LED driver
- 168 x 88mm cutout
- +/-30° twin axis gimbal tilt
- ATePS™ Automated Thermal Protection System
- ComfyEYE, reduced flicker percentage
- X-Beam, maximising light output ratio with converging optical lens
- Interchangeable LED module system
- Optional 40° linear lens, colour, light effect filters and honeycomb anti-glare louvre



The information above is at nominal values accuracy of +/-7%.

FIXTURE  
COLOUR OPTIONS



Matt White



Matt Black

### AVAILABLE OPTIONS

#### LED MODULE



MR16



35/50N



50C/P

#### TEMPERATURE



ProART



tuneWHITE™



WARM DIM  
WARM DIM

#### DRIVER



(ND)



(PH)



(AN)



(DA)

#### ACCESSORIES



Honeycomb  
Anti-Glare Louvre



Soft Lens

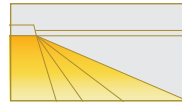


40° Linear  
Lens

#### BEAM ANGLE

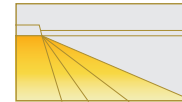
##### SINGLE CCT

35 NEST / 50 NEST / 50 CLASSIC / 50 PRO



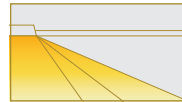
##### WARM DIM

35 NEST / 50 NEST



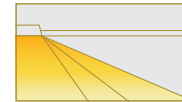
##### tuneWHITE™

50 NEST / 50 PRO



##### WARM DIM

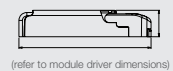
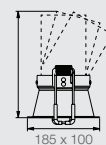
50 PRO



### DIMENSIONS (MM)

\*Displayed height measurements are for highest point of tilting.

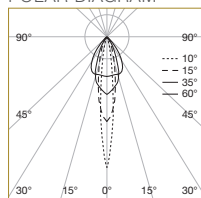
35N : 78  
50N : 103  
50C/P : 103  
MR16 : 78



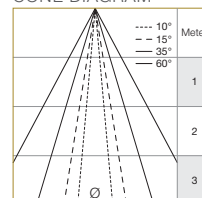
# PIAZZO 3

### 50 PRO

POLAR DIAGRAM



CONE DIAGRAM



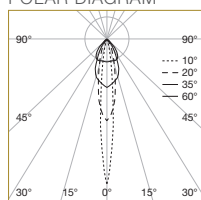
	E <sub>max</sub> (lx)			
	10°	15°	35°	60°
E (0°)	10354	9519	3946	1367
Cone DØ (m)	0.19	0.26	0.58	1.15
E (0°)	2588.5	2379.75	986.5	341.75
Cone DØ (m)	0.38	0.52	1.16	2.30
E (0°)	1150	1058	438	152
Cone DØ (m)	0.57	0.78	1.74	3.45

Ø = DIAMETER

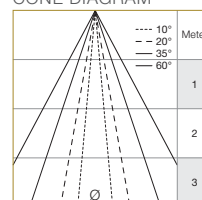
Correction Factor : 50C - f = 0.8  
50N - f = 0.63  
35N - f = 0.5

### 50 NEST WARM DIM

POLAR DIAGRAM



CONE DIAGRAM



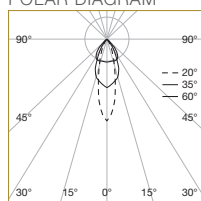
	E <sub>max</sub> (lx)			
	10°	20°	35°	60°
E (0°)	3345	1879	1105	383
Cone DØ (m)	0.19	0.34	0.58	1.15
E (0°)	836	470	276	96
Cone DØ (m)	0.38	0.68	1.16	2.30
E (0°)	372	209	123	43
Cone DØ (m)	0.57	1.02	1.74	3.45

Ø = DIAMETER

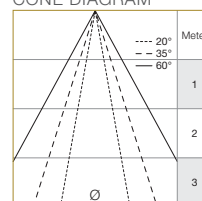
Correction Factor : 35N - f = 0.74

### 50 PRO WARM DIM

POLAR DIAGRAM



CONE DIAGRAM

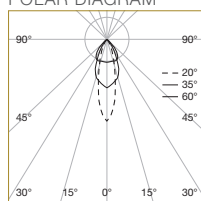


	E <sub>max</sub> (lx)		
	20°	35°	60°
E (0°)	5144	3025	1048
Cone DØ (m)	0.34	0.58	1.15
E (0°)	1286	756	262
Cone DØ (m)	0.68	1.16	2.30
E (0°)	572	336	116
Cone DØ (m)	1.02	1.74	3.45

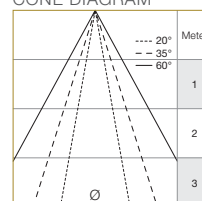
Ø = DIAMETER

### 50 PRO tuneWHITE™

POLAR DIAGRAM



CONE DIAGRAM



	E <sub>max</sub> (lx)		
	20°	35°	60°
E (0°)	4473	2631	911
Cone DØ (m)	0.34	0.58	1.15
E (0°)	1118	658	228
Cone DØ (m)	0.68	1.16	2.30
E (0°)	497	292	101
Cone DØ (m)	1.02	1.74	3.45

Ø = DIAMETER

Correction Factor : 50N - f = 0.6

# PIAZZO 3

## ORDERING MATRIX CHART



FIXTURE						SINGLE CCT LED MODULE				DRIVER
Type	Head	Shape	Angle	Colour	Accessories	LED Power	Beam Angle	Colour Temp	CRI	Dimming
<b>PIAZZO-3</b>	—	—	—	—	—	—	—	—	—	—
<b>U</b> UNO	<b>SQ</b> Square	<b>TL</b> Tilt	<b>WH</b> Matt White	None	<b>35N</b> 6W	<b>10</b> 10°	<b>27</b> 2700K	Standard	<b>ND</b> Non-Dim	
<b>D</b> DUO			<b>MB</b> Matt Black	<b>AGL</b> Anti-Glare Louvre	<b>50N</b> 7.5W	<b>20</b> 20°	<b>30</b> 3000K	<b>PA</b> ProART	<b>PH</b> Phase	
				<b>SL</b> Soft Lens	<b>50C</b> 10W	<b>35</b> 35°	<b>40</b> 4000K		<b>AN</b> 0-10V	
				<b>LL</b> Linear Lens	<b>50P</b> 13W	<b>60</b> 60°	<b>50</b> 5000K		<b>DA</b> DALI	
						WARM DIM LED MODULE			DRIVER	
					<b>35N</b> 6W	<b>10</b> 10°	<b>WD</b> WARM DIM	<b>PA</b> ProART	<b>PH</b> Phase	
					<b>50N</b> 7.5W	<b>20</b> 20°			<b>AN</b> 0-10V	
					<b>50P</b> 13W	<b>35</b> 35°			<b>DA</b> DALI	
						<b>60</b> 60°				
*10° Beam angle option is only available with 35N and 50N WARM DIM LED Modules.										
						tuneWHITE™ LED MODULE			DRIVER	
					<b>50N</b> 7.5W	<b>20</b> 20°	<b>TW</b> tuneWHITE™	<b>PA</b> ProART	<b>DA</b> DALI	
					<b>50P</b> 13W	<b>35</b> 35°				
						<b>60</b> 60°				

example: PIAZZO-3.U.SQ.TL.WH.SL.50P.35.30.DA  
 \*Custom RAL colour options available.